



Home Report

One triangle, all angles covered

RESIDENTIAL / COMMERCIAL / PROPERTY & CONSTRUCTION

www.shepherd.co.uk



Contents

1. Single Survey

2. Energy Performance Certificate

3. Property Questionnaire





Scottish Single Survey

Single Survey

survey report on:

| | |
|---------------------------|---|
| Property address | Treetops Main Street Garelochhead Helensburgh G84 0EG |
| Customer | Mr Jim Chapman and Mrs Lisa Chapman |
| Customer address | Treetops Main Street Garelochhead Helensburgh G84 0EG |
| Prepared by | Shepherd Chartered Surveyors |
| Date of inspection | 19/04/2024 |



www.shepherd.co.uk

PART 1 - GENERAL

1.1 THE SURVEYORS

The Seller has engaged the Surveyors to provide the Single Survey Report and a generic Mortgage Valuation Report for Lending Purposes. The Seller has also engaged the Surveyors to provide an Energy Report in the format prescribed by the accredited Energy Company.

The Surveyors are authorised to provide a transcript or retype of the generic Mortgage Valuation Report on to Lender specific pro-forma. Transcript reports are commonly requested by Brokers and Lenders. The transcript report will be in the format required by the Lender but will contain the same information, inspection date and valuation figure as the generic Mortgage Valuation Report and the Single Survey. The Surveyors will decline any transcript request which requires the provision of information additional to the information in the Report and the generic Mortgage Valuation Report until the Seller has conditionally accepted an offer to purchase made in writing.

Once the Seller has conditionally accepted an offer to purchase made in writing, the Purchaser's lender or conveyancer may request that the Surveyors provide general comment on standard appropriate supplementary documentation. In the event of a significant amount of documentation being provided to the Surveyors, an additional fee may be incurred by the Purchaser. Any additional fee will be agreed in writing.

If information is provided to the Surveyors during the conveyancing process which materially affects the valuation stated in the Report and generic Mortgage Valuation Report, the Surveyors reserve the right to reconsider the valuation. Where the Surveyors require to amend the valuation in consequence of such information, they will issue an amended Report and generic Mortgage Valuation Report to the Seller. It is the responsibility of the Seller to ensure that the amended Report and generic Mortgage Valuation Report are transmitted to every prospective Purchaser.

The individual Surveyor will be a member of the Royal Institution of Chartered Surveyors who is competent to survey, value and report upon Residential Property¹.

If the Surveyors have had a previous business relationship within the past two years with the Seller or Seller's Agent or relative to the property, they will be obliged to indicate this by marking the adjacent box.

The Surveyors have a written complaints handling procedure. This is available from the offices of the Surveyors at the address stated.

1.2 THE REPORT

The Surveyors will not provide an amended Report on the Property, except to correct factual inaccuracies.

The Report will identify the nature and source of information relied upon in its preparation.

The Surveyor shall provide a Market Value of the Property, unless the condition of the Property is such that it would be inappropriate to do so. A final decision on whether a loan will be granted rests with the Lender who may impose retentions in line with their lending criteria. The date of condition and value of the property will be the date of inspection.

Prior to 1 December 2008, Purchasers have normally obtained their own report from their chosen Surveyor. By contrast, a Single Survey is instructed by the Seller and made available to all potential Purchasers in expectation that the successful Purchaser will have relied upon it. The Royal Institution of Chartered Surveyors rules require disclosure of any potential conflict of interest when acting for the Seller and the Purchaser in the same transaction. The Single Survey may give rise to a conflict of interest and if this is of concern to any party they are advised to seek their own independent advice.

The Report and any expressions or assessments in it are not intended as advice to the Seller or Purchaser or any other person in relation to an asking price or any other sales or marketing decisions.

¹ Which shall be in accordance with the current RICS Valuation Standards (The Red Book) and RICS Rules of Conduct.

The Report is based solely on the Property and is not to be relied upon in any manner whatsoever when considering the valuation or condition of any other property.

If certain minor matters are mentioned in the Report it should not be assumed that the Property is free of other minor defects.

Neither the whole nor any part of the Report may be published in any way, reproduced or distributed by any party other than the Seller, prospective purchasers and the Purchaser and their respective professional advisers without the prior written consent of the Surveyors.

1.3 LIABILITY

The Report is prepared with the skill and care reasonably to be expected of a competent residential surveyor who is a member of the Royal Institution of Chartered Surveyors.

The Report is addressed to the Seller and was prepared in the expectation that it (or a complete copy) along with these Terms and Conditions (or a complete copy) would (or, as the case might be, would have been) be disclosed and delivered to:

- the Seller;
- any person(s) noting an interest in purchasing the Property from the Seller;
- any person(s) who make(s) (or on whose behalf is made) an offer to purchase the Property, whether or not that offer is accepted by the Seller;
- the Purchaser; and
- the professional advisers of any of these.

The Surveyors acknowledge that their duty of skill and care in relation to the Report is owed to the Seller and to the Purchaser. The Surveyors accept no responsibility or liability whatsoever in relation to the Report to persons other than the Seller and the Purchaser. The Seller and Purchaser should be aware that if a Lender seeks to rely on this Report they do so at their own risk. In particular, the Surveyors accept no responsibility or liability whatsoever to any Lender in relation to the Report. Any such Lender relies upon the Report entirely at their own risk.

1.4 GENERIC MORTGAGE VALUATION REPORT

The Surveyors undertake to the Seller that they will prepare a generic Mortgage Valuation Report, which will be issued along with the Single Survey. It is the responsibility of the Seller to ensure that the generic Mortgage Valuation Report is provided to every potential Purchaser.

1.5 TRANSCRIPT MORTGAGE VALUATION FOR LENDING PURPOSES

The Surveyors undertake that on being asked to do so by a prospective purchaser, or his/her professional advisor or Lender, they will prepare a Transcript Mortgage Valuation Report for Lending Purposes on terms and conditions to be agreed between the Surveyors and Lender and solely for the use of the Lender and upon which the Lender may rely. The decision as to whether finance will be provided is entirely a matter for the Lender. The Transcript Mortgage Valuation Report will be prepared from information contained in the Report and the generic Mortgage Valuation Report².

1.6 INTELLECTUAL PROPERTY

All intellectual property rights whatsoever (including copyright) in and to the Report, excluding the headings and rubrics, are the exclusive property of the Surveyors and shall remain their exclusive property unless

² Which shall be in accordance with the current RICS Valuation Standards (The Red Book) and RICS Rules of Conduct.

they assign the same to any other party in writing.

1.7 PAYMENT

The Surveyors are entitled to refrain from delivering the Report to anyone until the fee and other charges for it notified to the Seller have been paid. Additional fees will be charged for subsequent inspections and Reports.

1.8 CANCELLATION

The Seller will be entitled to cancel the inspection by notifying the Surveyor's office at any time before the day of the inspection.

The Surveyor will be entitled not to proceed with the inspection (and will so report promptly to the Seller) if after arriving at the property, the Surveyor concludes that it is of a type of construction of which the Surveyor has insufficient specialist knowledge to be able to provide the inspection satisfactorily. The Surveyor will also be entitled not to proceed if after arriving at the property, the surveyor concludes that the property is exempt under Part 3 of The Housing (Scotland) Act 2006 as detailed in the (Prescribed Documents) Regulations 2008. If there is a potential threat to their health or personal safety, the inspection may be postponed or cancelled, at the Surveyor's discretion.

In the case of cancellation or the inspection not proceeding, the Surveyor will refund any fees paid by the Seller for the inspection and Report, except for expenses reasonably incurred and any fee due in light of the final paragraph of this section.

In the case of cancellation by the Seller, for whatever reason, after the inspection has taken place but before a written report is issued, the Surveyor will be entitled to raise an invoice equivalent to 80% of the agreed fee.

1.9 PRECEDENCE

If there is any incompatibility between these Terms and Conditions and the Report, these Terms and Conditions take precedence.

1.10 DEFINITIONS

- the "Lender" is the party who has provided or intends or proposes to provide financial assistance to the Purchaser towards the purchase of the Property and in whose favour a standard security will be granted over the Property;
- the "Transcript Mortgage Valuation Report for Lending Purposes" means a separate report, prepared by the Surveyor, prepared from information in the Report and the generic Mortgage Valuation Report, but in a style and format required by the Lender. The Transcript Mortgage Valuation Report for Lending Purposes will be prepared with the skill and care reasonably to be expected from a surveyor who is a member of the Royal Institution of Chartered Surveyors and who is competent to survey, value and report on the Property;
- the "Generic Mortgage Valuation Report" means a separate report, prepared by the Surveyor from information in the Report but in the Surveyor's own format;
- the "Market Value" is the estimated amount for which a property should exchange on the date of valuation between a willing buyer and a willing seller in an arm's-length transaction after proper marketing wherein the parties had each acted knowledgeably, prudently and without compulsion;
- the "Property" is the property which forms the subject of the Report;
- the "Purchaser" is the person (or persons) who enters into a contract to buy the Property from the Seller;

- a "prospective Purchaser" is anyone considering buying the Property;
- the "Report" is the report, of the kind described in Part 2 of these Terms and Conditions and in the form set out in part 1 of Schedule 1 of the Housing (Scotland) Act 2006 (Prescribed Documents) Regulations 2008;
- the "Seller" is/are the proprietor(s) of the Property;
- the "Surveyor" is the author of the Report on the Property; and
- the "Surveyors" are the firm or company of which the Surveyor is an employee, director, member or partner (unless the Surveyor is not an employee, director, member or partner, when the "Surveyors" means the Surveyor) whose details are set out at the head of the Report.
- the "Energy Report" is the advice given by the accredited Energy Company, based on information collected by the Surveyor during the Inspection, and also includes an Energy Performance Certificate, in a Government approved format.

PART 2 - DESCRIPTION OF THE REPORT

2.1 THE SERVICE

The Single Survey is a Report by an independent Surveyor, prepared in an objective way regarding the condition and value of the Property on the day of the inspection, and who is a member of the Royal Institution of Chartered Surveyors. It includes an Energy Report as required by Statute and this is in the format of the accredited Energy Company. In addition, the Surveyor has agreed to supply a generic Mortgage Valuation Report.

2.2 THE INSPECTION

The Inspection is a general surface examination of those parts of the Property which are accessible: in other words, *visible and readily available for examination from ground and floor levels, without risk of causing damage to the Property or injury to the Surveyor.*

All references to visual inspection refer to an inspection from within the property at floor level and from ground level within the site and adjoining public areas, without the need to move any obstructions. Any references to left or right are taken facing the front of the property.

The Inspection is carried out with the Seller's permission, without causing damage to the building or contents. Furniture, stored items and insulation are not moved.

Unless identified in the report the Surveyor will assume that no harmful or hazardous materials have been used in the construction. The presence or possible consequences of any site contamination will not be researched.

The Surveyor will not carry out an asbestos inspection, and will not be acting as an asbestos inspector in completing a Single Survey of properties that may fall within the Control of Asbestos in the Workplace Regulations. In the case of flats it will be assumed that there is a duty holder, as defined in the Regulations and that a Register of Asbestos and effective Management Plan is in place, which does not require any expenditure, or pose a significant risk to health. No enquiry of the duty holder will be made.

2.3 THE REPORT

The Report will be prepared by the Surveyor who carried out the property inspection and will describe various aspects of the property as defined by the headings of the Single Survey report with the comments

being general and unbiased. The report on the location, style and condition of the property, will be concise and will be restricted to matters that could have a material effect upon value and will omit items that, in the Surveyor's opinion, are not significant. If certain minor matters are mentioned, it should not be interpreted that the property is free of any other minor defects.

Throughout the Report, the following repair categories will be used to give an overall opinion of the state of repair and condition of the property.

- 1 Category 3: Urgent repairs or replacement are needed now. Failure to deal with them may cause problems to other parts of the property or cause a safety hazard. Estimates for repairs or replacement are needed now.
- 2 Category 2: Repairs or replacement requiring future attention, but estimates are still advised.
- 3 Category 1: No immediate action or repair is needed.

WARNING: If left unattended, even for a relatively short period, Category 2 repairs can rapidly develop into more serious Category 3 repairs. The existence of Category 2 or Category 3 repairs may have an adverse effect on marketability, value and the sale price ultimately achieved for the property. This is particularly true during slow market conditions when the effect can be considerable.

Parts of the property, which cannot be seen or accessed, will not be reported upon and this will be stated. If the Surveyor suspects that a defect may exist within an unexposed area and which could have a material effect upon the value, he may recommend further investigation by specialist contractors.

2.4 SERVICES

Surveyors are not equipped or qualified to test the services and therefore no comment can be interpreted as implying that the design, installation and function of the services are in accordance/compliance with regulations, safety and efficiency expectations. However, comment is made where there is cause to suspect significant defects or shortcomings with the installations. No tests are made of any services or appliances.

2.5 ACCESSIBILITY

A section is included to help identify the basic information interested parties need to know to decide whether to view a property.

2.6 ENERGY REPORT

A section is included that makes provision for an Energy Report, relative to the property. The Surveyor will collect physical data from the property and provide such data in a format required by an accredited Energy Company. The Surveyor cannot of course accept liability for any advice given by the Energy Company.

2.7 VALUATION AND CONVEYANCER ISSUES

The last section of the Report contains matters considered relevant to the Conveyancer (Solicitor). It also contains the Surveyor's opinion both of the market value of the property and of the re-instatement cost, as defined below.

"Market Value" *The estimated amount for which a property should exchange on the date of valuation between a willing buyer and a willing seller in an arm's-length transaction after proper marketing wherein the parties had each acted knowledgeably, prudently and without compulsion.* In arriving at the opinion of the Market Value the Surveyor also makes various standard assumptions covering, for example, vacant possession; tenure and other legal considerations; contamination and hazardous materials; the condition of un-inspected parts; the right to use mains services; and the exclusion of curtains, carpets etc. from the valuation. In the case of flats, the following further assumptions are made that:

- There are rights of access and exit over all communal roadways, corridors, stairways etc. and to use

Terms and Conditions

communal grounds, parking areas, and other facilities;

- There are no particularly troublesome or unusual legal restrictions;
- There is no current dispute between the occupiers of the flats or any outstanding claims or losses; and the costs of repairs to the building are shared among the co-proprietors on an equitable basis.

Any additional assumption, or any found not to apply, is reported.

"Re-instatement cost" *is an estimate for insurance purposes of the current cost of rebuilding the Property in its present form* unless otherwise stated. This includes the cost of rebuilding the garage and permanent outbuildings, site clearance and professional fees, but excludes VAT (except on the fees).

Sellers or prospective Purchasers may consider it prudent to instruct a reinspection and revaluation after a period of 12 weeks (or sooner if appropriate) to reflect changing circumstances in the market and/or in the physical condition of the Property.

Single Survey

1. Information and scope of inspection

This section tells you about the type, accommodation, neighbourhood, age and construction of the property. It also tells you about the extent of the inspection and highlights anything that the surveyor could not inspect.

All references to visual inspection refer to an inspection from within the property without moving any obstructions and externally from ground level within the site and adjoining public areas. Any references to left or right in a description of the exterior of the property refer to the view of someone standing facing that part of the property from the outside.

The inspection is carried out without causing damage to the building or its contents and without endangering the occupiers or the surveyor. Heavy furniture, stored items and insulation are not moved. Unless identified in the report the surveyor will assume that no harmful or hazardous materials or techniques have been used in the construction. The presence or possible consequences of any site contamination will not be researched.

Services such as TV/cable connection, internet connection, swimming pools and other leisure facilities etc. will not be inspected or reported on.

| | |
|--|---|
| Description | Detached bungalow. |
| Accommodation | GROUND FLOOR: Entrance Vestibule/Porch, Hallway, Living Room, WC Compartment, Kitchen with Dining Area, Conservatory, Inner Hallway, Three Bedrooms, Bedroom 4/Study, Utility Room and Bathroom. |
| Gross internal floor area (m²) | 104 m ² or thereby. |
| Neighbourhood and location | The property is located within an established residential area where surrounding properties are of a mixed age and character. The property is located in the semi rural location of Garelochhead where a limited range of local shopping and amenities can be found a short distance away. A more extensive range can be found within Helensburgh town centre which is approximately eight miles distant. |
| Age | The property was originally constructed around 1836. Dates of alterations and extensions are unknown. |
| Weather | Dry and bright. |
| Chimney stacks | Visually inspected with the aid of binoculars where appropriate. Believed to be of a stone/brick construction. |

| | |
|-------------------------------------|---|
| Roofing including roof space | <p>Sloping roofs were visually inspected with the aid of binoculars where appropriate.</p> <p>Roof spaces were visually inspected and were entered where there was safe and reasonable access, normally defined as being from a 3m ladder within the property.</p> <p>If this is not possible, then physical access to the roof space may be taken by other means if the Surveyor deems it safe and reasonable to do so.</p> <p>The roof covering the original building is of a pitched design, timber framed, overlaid with slates and surmounted with a zinc ridge.</p> <p>Access to the roof void area can be gained via a hatch which is located in the ceiling of the wc compartment. Insulation was noted between ceiling joists at some locations.</p> <p>The roof covering the side extension is of a flat design and is overlaid with zinc. There is no roof space available for inspection above the flat roofing.</p> |
| Rainwater fittings | <p>Visually inspected with the aid of binoculars where appropriate.</p> <p>Mainly formed in PVC materials.</p> |
| Main walls | <p>Visually inspected with the aid of binoculars where appropriate.</p> <p>Foundations and concealed parts were not exposed or inspected.</p> <p>The main walls to the original building appear to be of solid brick construction incorporating a roughcast finish. The majority of walls have been plasterboard lined internally.</p> <p>The main walls to the extensions are assumed to be of traditional cavity brick/concrete block construction incorporating a roughcast finish. Part of the front elevation incorporates timber cladding/weather boarding. The majority of walls have been plasterboard lined internally.</p> |

Single Survey

| | |
|--|--|
| Windows, external doors and joinery | <p>Internal and external doors were opened and closed where keys were available.</p> <p>Random windows were opened and closed where possible.</p> <p>Doors and windows were not forced open.</p> <p>The majority of windows in the property are of a uPVC double glazed design. The windows in the property are of a mixed age and type.</p> <p>Entrance to the front of the property is via a uPVC/composite door which provides access to the entrance vestibule/porch area. A uPVC and glass panel door provides access from the utility room apartment to the garden grounds at the rear elevation.</p> |
| External decorations | <p>Visually inspected.</p> <p>Roughcast finishes to the main walls. Painted finish to the external timbers.</p> |
| Conservatories / porches | <p>Visually inspected.</p> <p>There is an entrance vestibule/porch to the front elevation. Entrance to the porch is via a uPVC/composite door at the front elevation. The windows serving the porch area appear to be of a uPVC/composite design and contain double glazing. The roof covering the porch area is of a mono pitched design and overlaid with zinc and incorporates a velux window.</p> <p>There is also a conservatory which is located at the side elevation. Access to the conservatory is via a timber and glass panel door from the kitchen/dining area apartment. The windows serving the conservatory are of uPVC double glazed design whilst the roof is of a pitched design and overlaid with glass panels. uPVC and glass panel doors provide access from the conservatory to the garden grounds at the rear elevation.</p> |
| Communal areas | <p>None.</p> |
| Garages and permanent outbuildings | <p>Visually inspected.</p> <p>There is no garage. There are no permanent outbuildings.</p> <p>Within the garden grounds there are timber and metal garden sheds. No detailed inspection has taken place.</p> |

Single Survey

| | |
|-------------------------------------|---|
| Outside areas and boundaries | Visually inspected. There are garden grounds to the front, side and rear elevations. The exact allocation is unknown. Boundaries are mainly defined by garden hedges and garden fencing. Access to the property is via a shared driveway with the neighbouring house "Laurelbank". Rights of access should be confirmed together with any shared maintenance and repairing costs/liabilities. The road and footpath adjoining the front of the site are made up and are assumed to be adopted by the Local Authority. |
| Ceilings | Visually inspected from floor level. A mix of lath and plaster and plasterboard. |
| Internal walls | Visually inspected from floor level. Using a moisture meter, walls were randomly tested for dampness where considered appropriate. Mainly formed in plasterboard. Some solid brick sections also noted. |
| Floors including sub floors | Surfaces of exposed floors were visually inspected. No carpets or floor coverings were lifted. Physical access to the sub floor area may be taken if the Surveyor deems it is safe and reasonable to do so, and subject to a minimum clearance of 1m between the underside of floor joists and the solum as determined from the access hatch. Sub-floor areas were inspected only to the extent visible from a readily accessible and unfixed hatch by way of an inverted "head and shoulders" inspection at the access point. Flooring within the property is a mix of solid concrete and suspended timber design. Due to fitted carpets and floor coverings no detailed inspection of floors was possible and accordingly no comment can be made on their condition. Access to part of the sub floor area is via a small hatch at the side elevation. Our inspection has been undertaken from the hatch only. No detailed inspection of the sub floor area has taken place. Therefore, no comment can be made on its condition. |

Single Survey

| | |
|--|--|
| Internal joinery and kitchen fittings | <p>Built-in cupboards were looked into but no stored items were moved.</p> <p>Kitchen units were visually inspected excluding appliances.</p> <p>Internal pass doors are of timber construction.</p> <p>Kitchen fittings comprise a range of floor and wall mounted units.</p> |
| Chimney breasts and fireplaces | <p>Visually inspected.</p> <p>No testing of the flues or fittings was carried out.</p> <p>There are no working fireplaces within the subject property.</p> <p>There is a wood burning stove located within the living room apartment. The wood burning stove has not been checked, inspected or tested in any way.</p> |
| Internal decorations | <p>Visually inspected.</p> <p>Mainly paper and paint finishes to the wall and ceiling surfaces. Some tile finishes also noted.</p> |
| Cellars | <p>None noted.</p> |
| Electricity | <p>Accessible parts of the wiring were visually inspected without removing fittings. No tests whatsoever were carried out to the system or appliances. Visual inspection does not assess any services to make sure they work properly and efficiently and meet modern standards. If any services are turned off, the surveyor will state that in the report and will not turn them on.</p> <p>Assumed to be connected at the mains. The meter is located within a boxed area with the wc compartment.</p> |
| Gas | <p>Accessible parts of the system were visually inspected without removing fittings. No tests whatsoever were carried out to the system or appliances. Visual inspection does not assess any services to make sure they work properly and efficiently and meet modern standards. If any services are turned off, the surveyor will state that in the report and will not turn them on.</p> <p>Gas is assumed to be from the mains supplies. The gas meter is located externally at the front elevation.</p> |

Single Survey

| | |
|---|--|
| Water, plumbing, bathroom fittings | <p>Visual inspection of the accessible pipework, water tanks, cylinders and fittings without removing any insulation.</p> <p>No tests whatsoever were carried out to the system or appliances.</p> <p>Water is assumed to be from the mains supplies.</p> <p>Plumbing, where seen, was found to be a mixture of copper and plastic.</p> <p>Bathroom fittings comprise of a bath, wc and a wash hand basin. Cloakroom fittings comprise a wc and wash hand basin.</p> |
| Heating and hot water | <p>Visual inspection of the accessible pipework, water tanks, cylinders and fittings without removing any insulation.</p> <p>No tests whatsoever were carried out to the system or appliances.</p> <p>There is a gas fired central heating system installed. The central heating boiler is located within the utility room.</p> |
| Drainage | <p>Drainage covers etc. were not lifted.</p> <p>Neither drains nor drainage systems were tested.</p> <p>All foul and surface water drainage is assumed to be connected to the septic tank. The system was not tested.</p> |
| Fire, smoke and burglar alarms | <p>Visually inspected.</p> <p>No tests whatsoever were carried out to the system or appliances.</p> <p>All Scottish homes require a smoke alarm to be installed in the room most frequently used for living purposes and in every circulation space on each floor. A heat alarm also needs to be installed in each kitchen. The alarms need to be ceiling mounted and interlinked. Where there is a carbon-fuelled appliance such as a boiler, open fire or wood burner, a carbon monoxide detector is also required. We have not assessed or tested any existing equipment and it is the purchasers responsibility to confirm that the property will comply with these standards following a change of ownership.</p> |

Any additional limits to inspection

Due to the height of the building and proximity of surrounding properties, our inspection of the roof covering has been restricted.

It was not raining during our inspection. Therefore, we cannot comment on the watertightness of the rainwater goods.

Some areas of the external building fabric were could not be fully or closely inspected from the surrounding ground level.

The property was fully furnished and had fitted floor coverings, therefore no detailed inspection was possible of the floors and accordingly, no comment can be made on their condition. Internal cupboards were generally filled with storage items. No access was available beneath sanitary or kitchen fittings.

Due to fitted carpets and floor coverings no detailed inspection was possible of the floors and accordingly no comment can be made on their condition or otherwise.

No detailed sub floor inspection has taken place. Therefore, we cannot comment upon its condition.

No inspection was possible of the timbers beneath/surrounding the bath. Therefore, we cannot comment upon their condition.

Doors & windows tested at random.

Where lined, it should be appreciated that original ceiling and wall surfaces could not be inspected and therefore, no comment can be made on their condition or otherwise.

It should be noted that an asbestos survey has not been carried out. Asbestos may have been highlighted within the report however any mention of asbestos should not be taken as an exhaustive list. There is the possibility of asbestos being present in further areas not highlighted within this report. It should be appreciated that an exhaustive identification of asbestos can only be undertaken by a suitably qualified specialist.

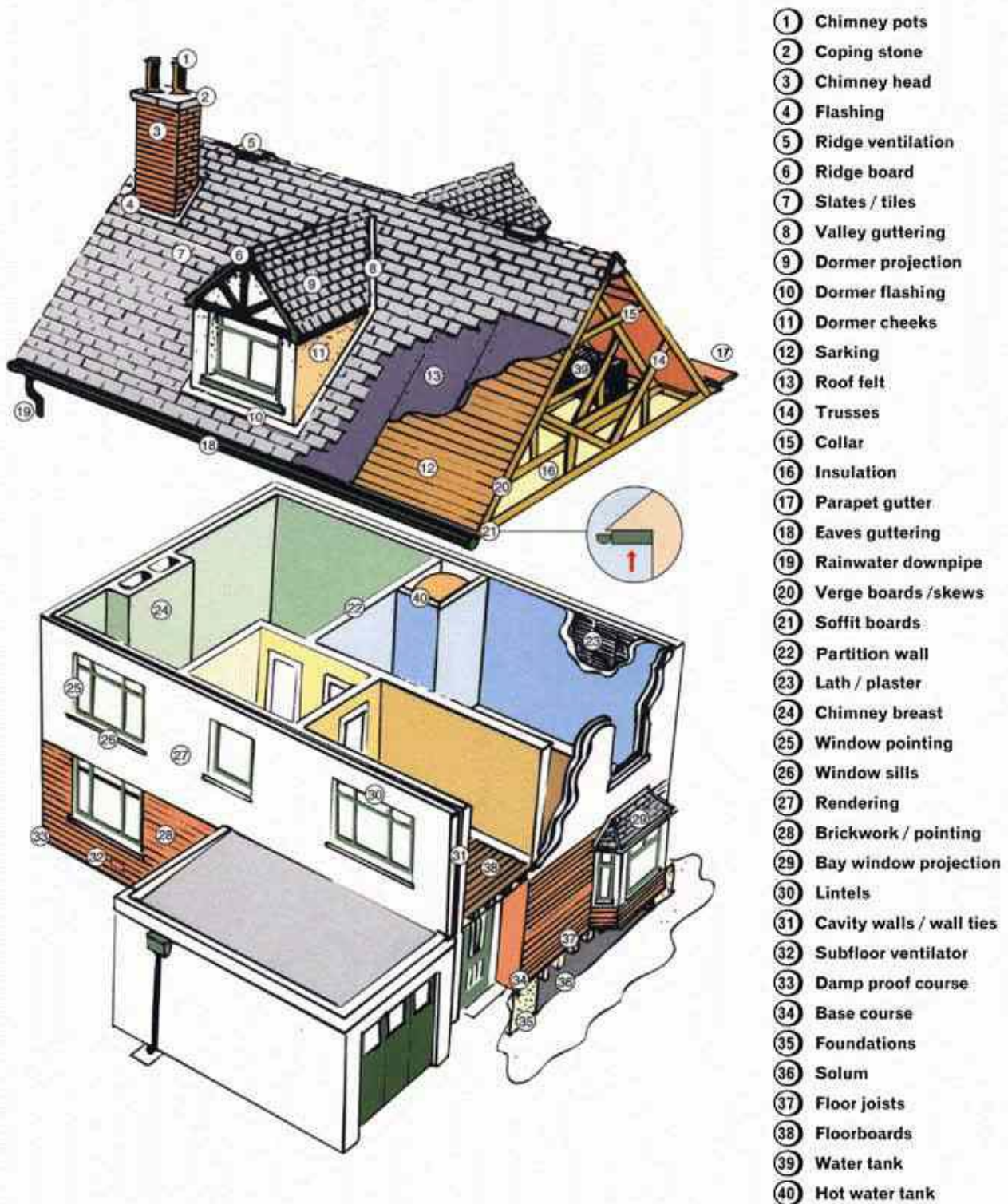
A lot of the internal walls are lined with plasterboard. No removal of internal linings has been carried out in order to ascertain the condition of hidden parts and no guarantee can be given regarding areas not specifically referred to in this report.

An inspection for Japanese Knotweed was not carried out. This is a plant which is subject to control regulation, is considered to be invasive and one which can render a property unsuitable for some mortgage lenders. It is therefore assumed that there is no Japanese Knotweed within the boundaries of the property or its neighbouring property.

Single Survey

| | |
|--|--|
| | Identification of Japanese Knotweed is best undertaken by a specialist contractor. |
|--|--|

Sectional Diagram showing elements of a typical house




Reference may be made in this report to some or all of the above component parts of the property. This diagram may assist you in locating and understanding these items.


Single Survey

2. Condition

This section identifies problems and tells you about the urgency of any repairs by using one of the following three categories:

| Category 3 | Category 2 | Category 1 |
|--|---|--|
| Urgent repairs or replacement are needed now. Failure to deal with them may cause problems to other parts of the property or cause a safety hazard. Estimates for repairs or replacement are needed now. | Repairs or replacement requiring future attention, but estimates are still advised. | No immediate action or repair is needed. |

|  Structural movement | |
|---|---|
| Repair category | 1 |
| Notes | Evidence of previous structural movement was noted in the form of distortion and cracking to external elevations. On the basis of our single, limited inspection, the movement appears to be historic with no evidence of recent significant movement apparent. |

|  Dampness, rot and infestation | |
|--|---|
| Repair category | 2 |
| Notes | <p>Damp meter readings were taken where considered appropriate within the property and moisture levels were found to be within an acceptable range.</p> <p>Localised levels of dampness were noted to be affecting some of the internal wall and ceiling surfaces. The source of dampness/water ingress should be confirmed and repaired to prevent any additional damp related defects.</p> <p>Within the roof void area timber decay, damp staining/scarring and areas of woodworm were noted to the roof timbers at some locations. Replacement timbers were also noted. In the absence of valid guarantees for previous timber specialist treatment works, a reputable timber specialist should carry out a full and thorough inspection of all timbers within the property and provide estimates for any recommended remedial works.</p> <p>Very limited access was possible to the sub-floor area beneath the side extension via a hatch located at the gable elevation. Where seen, the sub-floor area appears to be untreated. Future damp proofing of the solum may be required.</p> <p>A lot of the internal walls are lined with plasterboard. No removal of internal linings has been carried out in order to ascertain the condition of hidden parts and no guarantee can be given regarding areas not specifically referred to in this report</p> |

Single Survey



Chimney stacks

| | |
|------------------------|---|
| Repair category | 2 |
| Notes | <p>Weathered and cracked masonry.</p> <p>Our inspection of chimneys was limited but they are of an age and style where a degree of regular ongoing maintenance should be anticipated.</p> |



Roofing including roof space

| | |
|------------------------|--|
| Repair category | 2 |
| Notes | <p>The slate roof covering was found to be showing signs of typical weathering with some weathered roof slates noted.</p> <p>Roof coverings are of an age and style where a degree of regular ongoing maintenance should be anticipated. Roofing contractors recommend that roof coverings are inspected regularly in order to ensure they remain watertight.</p> <p>The side projections are overlaid with flat roof coverings. It should be appreciated that this type of covering can have a limited life span and will require a higher than normal degree of ongoing maintenance and eventual replacement. It may be prudent to confirm the service history of the roof covering.</p> |



Rainwater fittings

| | |
|------------------------|---|
| Repair category | 1 |
| Notes | <p>Within the limitations of our inspection rainwater goods were seen to be free from significant defect.</p> <p>We would highlight that it was not raining at the time of our inspection and we would recommend that all rainwater fittings be inspected during heavy rainfall in order to ensure they are free from defect.</p> |



Main walls

| | |
|------------------------|---|
| Repair category | 2 |
| Notes | <p>Areas of cracked roughcast noted to the main walls at some locations.</p> <p>Normal levels of maintenance are recommended.</p> |



Windows, external doors and joinery

| | |
|------------------------|--|
| Repair category | 2 |
| Notes | <p>Windows were not all fully opened or tested, and it should be appreciated that some defects are only evident during certain weather conditions.</p> <p>The windows serving the property are of a mixed age and type. Some windows are now of an age where ongoing reactive maintenance will be required for them to remain fully functional. This will include attention to framework, opening mechanisms and other components.</p> |



External decorations

| | |
|------------------------|--|
| Repair category | 2 |
| Notes | <p>Paint finished and decorated external surfaces will require redecoration on a regular basis.</p> <p>Evidence of weathering was noted to some areas of the external timbers which will deteriorate if left unattended.</p> |



Conservatories/porches

| | |
|------------------------|--|
| Repair category | 2 |
| Notes | <p>The conservatory is considered to be of a light-weight construction type. Accordingly, insulation qualities may be limited and the structure will require a degree of regular ongoing maintenance.</p> <p>Some double glazed units within one of the roof panels are defective having failed and allowed condensation to form between the panes. Repairs, including the replacement of defective units, will be required.</p> <p>We would highlight that it was not raining at the time of our inspection and the conservatory should be checked during heavy rainfall.</p> <p>The roof covering the entrance vestibule/porch area is of a zinc design. It should be appreciated that this type of covering can have a limited life span and will require a higher than normal degree of ongoing maintenance and eventual replacement. It may be prudent to confirm the service history of the roof covering.</p> |

Single Survey



Communal areas

| | |
|------------------------|-------|
| Repair category | N/A |
| Notes | None. |



Garages and permanent outbuildings

| | |
|------------------------|--|
| Repair category | 2 |
| Notes | <p>The garden outbuildings were found to be showing signs of typical weathering. Decayed timbers and corroded sheeting were noted at some locations.</p> <p>No detailed inspection has taken place.</p> <p>Normal maintenance will be required to the garden outbuildings.</p> |



Outside areas and boundaries

| | |
|------------------------|---|
| Repair category | 2 |
| Notes | <p>Mature trees within the grounds of the property will require future ongoing professional maintenance by an experienced contractor.</p> <p>There are steep access steps to the front elevation.</p> |



Ceilings

| | |
|------------------------|--|
| Repair category | 1 |
| Notes | Evidence of plaster cracking/blemishing was evident to some of the ceiling surfaces. |



Internal walls

| | |
|------------------------|--|
| Repair category | 1 |
| Notes | Evidence of plaster cracking/blemishing was evident to some of the internal wall surfaces. |

Single Survey



Floors including sub-floors

| | |
|------------------------|--|
| Repair category | 2 |
| Notes | <p>Some uneven and creaking floorboards were noted at some locations.</p> <p>Due to fitted carpets and floor coverings no detailed inspection of floors was possible and accordingly no comment can be made on their condition.</p> <p>Very limited access was possible to the sub-floor area beneath the side extension via a hatch located at the gable elevation. Where seen, the sub-floor area appears to be untreated. Future damp proofing of the solum may be required.</p> <p>What appeared to be asbestos panelling was also noted within the sub floor area. We have not tested these materials nor carried out an asbestos survey however, until the material is professionally tested the linings should be left undisturbed and the material handled by a competent contractor only. Asbestos waste can be costly and difficult to dispose of.</p> |



Internal joinery and kitchen fittings

| | |
|------------------------|---|
| Repair category | 1 |
| Notes | <p>Within the limitations of our inspection no significant defects were noted.</p> <p>Some of the internal doors incorporate glass panels which are unlikely to be of safety glass.</p> |



Chimney breasts and fireplaces


| | |
|------------------------|---|
| Repair category | 1 |
| Notes | <p>The presence of a fireplace, chimney or chimney breast or the apparent removal of same, should not be taken as an indication that there is any adequate or useable flue present.</p> <p>It is assumed that the stove has been installed in accordance with manufacturer's recommendations for fluing and ventilation and has always utilised the correct type of fuel. The appliance has not been tested by ourselves and is therefore presumed in full, safe working order. The flue should be regularly swept.</p> |





Internal decorations

| | |
|------------------------|---|
| Repair category | 1 |
| Notes | The property is in reasonable decorative order. |

|  Cellars | |
|---|-------------|
| Repair category | N/A |
| Notes | None noted. |

|  Electricity | |
|---|--|
| Repair category | 1 |
| Notes | <p>The Institution of Engineering Technology recommends that inspections and testings are undertaken at least every five years and on a change of occupancy. It should be appreciated that only the most recently constructed or re-wired properties will have installations which fully comply with IET regulations.</p> <p>The wiring system would appear to have been upgraded within recent years. It will be appreciated that the system was not checked or tested and it is assumed that all works were carried out by a registered electrical contractor to current regulations. In the absence of any documentation a precautionary check should be made by a qualified electrical contractor to confirm the condition and adequacy of the installation.</p> |

|  Gas | |
|---|---|
| Repair category | 1 |
| Notes | In the interests of safety and in light of recent regulations it would be prudent to have all gas appliances checked by a Gas Safe registered contractor. |

|  Water, plumbing and bathroom fittings | |
|---|---|
| Repair category | 1 |
| Notes | <p>No tests have been undertaken of the system, however within the limitations of our inspection, no significant defects were noted.</p> <p>No inspection has been possible to enclosed timbers beneath wet appliances and no comment has been made on the condition of unseen areas. Watertight seals will require to be regularly checked and replaced, to prevent water damage to adjoining areas.</p> |

Single Survey



Heating and hot water

| | |
|------------------------|--|
| Repair category | 1 |
| Notes | <p>It is assumed that the central heating system has been properly installed, updated and maintained to meet with all current regulations and standards with particular regard to fluing and ventilation requirements.</p> <p>Service records should be obtained and checked. In the absence of service documentation further advice should be obtained from a qualified heating engineer to ascertain the condition, efficiency, and life expectancy of the system.</p> |



Drainage

| | |
|------------------------|---|
| Repair category | 1 |
| Notes | <p>All foul and surface water drainage is assumed to be connected to the septic tank. The system was not tested.</p> <p>Drainage arrangements should be confirmed. The maintenance liability, rights of access and SEPA consents should be confirmed.</p> |

Single Survey

Set out below is a summary of the condition of the property which is provided for reference only. You should refer to the previous comments for detailed information.

| | |
|---------------------------------------|-----|
| Structural movement | 1 |
| Dampness, rot and infestation | 2 |
| Chimney stacks | 2 |
| Roofing including roof space | 2 |
| Rainwater fittings | 1 |
| Main walls | 2 |
| Windows, external doors and joinery | 2 |
| External decorations | 2 |
| Conservatories/porches | 2 |
| Communal areas | N/A |
| Garages and permanent outbuildings | 2 |
| Outside areas and boundaries | 2 |
| Ceilings | 1 |
| Internal walls | 1 |
| Floors including sub-floors | 2 |
| Internal joinery and kitchen fittings | 1 |
| Chimney breasts and fireplaces | 1 |
| Internal decorations | 1 |
| Cellars | N/A |
| Electricity | 1 |
| Gas | 1 |
| Water, plumbing and bathroom fittings | 1 |
| Heating and hot water | 1 |
| Drainage | 1 |

Category 3

Urgent repairs or replacement are needed now. Failure to deal with them may cause problems to other parts of the property or cause a safety hazard. Estimates for repairs or replacement are needed now.

Category 2

Repairs or replacement requiring future attention, but estimates are still advised.

Category 1

No immediate action or repair is needed.

Remember

The cost of repairs may influence the amount someone is prepared to pay for the property. We recommend that relevant estimates and reports are obtained in your own name.

Warning

If left unattended, even for a relatively short period, Category 2 repairs can rapidly develop into more serious Category 3 repairs. The existence of Category 2 or Category 3 repairs may have an adverse effect on marketability, value and the sale price ultimately achieved for the property. This is particularly true during slow market conditions where the effect can be considerable.

3. Accessibility information

Guidance notes on accessibility information

Three steps or fewer to a main entrance door of the property:

In flatted developments the 'main entrance' would be the flat's own entrance door, not the external door to the communal stair. The 'three steps or fewer' are counted from external ground level to the flat's entrance door. Where a lift is present, the count is based on the number of steps climbed when using the lift.

Unrestricted parking within 25 metres:

For this purpose, 'Unrestricted parking' includes parking available by means of a parking permit. Restricted parking includes parking that is subject to parking restrictions, as indicated by the presence of solid yellow, red or white lines at the edge of the road or by a parking control sign, parking meters or other coin-operated machines.

| 1. Which floor(s) is the living accommodation on? | Ground | | | |
|--|--------|-------------------------------------|----|-------------------------------------|
| 2. Are there three steps or fewer to a main entrance door of the property? | Yes | <input type="checkbox"/> | No | <input checked="" type="checkbox"/> |
| 3. Is there a lift to the main entrance door of the property? | Yes | <input type="checkbox"/> | No | <input checked="" type="checkbox"/> |
| 4. Are all door openings greater than 750mm? | Yes | <input type="checkbox"/> | No | <input checked="" type="checkbox"/> |
| 5. Is there a toilet on the same level as the living room and kitchen? | Yes | <input checked="" type="checkbox"/> | No | <input type="checkbox"/> |
| 6. Is there a toilet on the same level as a bedroom? | Yes | <input checked="" type="checkbox"/> | No | <input type="checkbox"/> |
| 7. Are all rooms on the same level with no internal steps or stairs? | Yes | <input type="checkbox"/> | No | <input checked="" type="checkbox"/> |
| 8. Is there unrestricted parking within 25 metres of an entrance door to the building? | Yes | <input type="checkbox"/> | No | <input checked="" type="checkbox"/> |

4. Valuation and conveyancer issues

This section highlights information that should be checked with a solicitor or licensed conveyancer. It also gives an opinion of market value and an estimated reinstatement cost for insurance purposes.

Matters for a solicitor or licensed conveyancer

Where defects or repairs have been identified within this report it is recommended that, prior to entering into any legally binding sale or purchase contract, further specialist's or contractor's advice and estimates should be obtained, to establish the implications, if any, on a potential offer to purchase or the sale price likely to be achieved for the property.

The property has been altered and extended at various in the past. It is assumed that all alterations, additions and/or extensions to the property have received all necessary Town Planning (Planning Permission) and Building Authority (Building Warrants and Completion Certificate) approvals and that documentation for such is available. This should be confirmed and all documentation obtained.

Access to the property is via a shared driveway with the neighbouring house "Laurelbank". Rights of access should be confirmed together with any shared maintenance and repairing costs/liabilities.

Drainage arrangements should be confirmed. The maintenance liability, rights of access and SEPA consents should be confirmed.

Estimated reinstatement cost for insurance purposes

For Reinstatement Cost Assessment purposes, it is recommended that the subjects be insured for a sum of not less than £350,000 (Three Hundred and Fifty Thousand Pounds Sterling).

This figure is the estimate of the cost of rebuilding the premises and bears no direct relationship to current market value.

Valuation and market comments

Having considered matters, taking account of our general observations on site, we are of the opinion that the Market Value of the subjects in their present condition and with the benefit of vacant possession may be fairly stated in the sum of £275,000 (Two Hundred and Seventy-Five Thousand Pounds Sterling).

| | |
|----------------------|--|
| Signed | <i>Elliot Brown</i> Electronically signed :- 26/04/2024 13:45 |
| Report author | Elliot Brown |
| Company name | J & E Shepherd Chartered Surveyors |

Single Survey

| | |
|-----------------------|--|
| Address | First Floor 130 High Street Dumbarton G82 1PQ |
| Date of report | 19/04/2024 |

Mortgage Valuation Report



www.shepherd.co.uk

Property Address

Address Treetops, Main Street, Garelochhead, Helensburgh, G84 0EG
Seller's Name Mr Jim Chapman and Mrs Lisa Chapman
Date of Inspection 19/04/2024

Property Details

Property Type House Bungalow Purpose built maisonette Converted maisonette
 Purpose built flat Converted flat Tenement flat Flat over non-residential use
 Other (specify in General Remarks)
Property Style Detached Semi detached Mid terrace End terrace
 Back to back High rise block Low rise block Other (specify in General Remarks)

Does the surveyor believe that the property was built for the public sector, e. g. local authority, military, police? Yes No

Flats/Maisonettes only Floor(s) on which located No. of floors in block Lift provided? Yes No
No. of units in block

Approximate Year of Construction

Tenure

Absolute Ownership Other

Accommodation

Number of Rooms Living room(s) Bedroom(s) Kitchen(s)
 Bathroom(s) WC(s) Other (Specify in General remarks)

Gross Floor Area (excluding garages and outbuildings) m² (Internal) m² (External)

Residential Element (greater than 40%) Yes No

Garage / Parking / Outbuildings

Single garage Double garage Parking space No garage / garage space / parking space

Available on site? Yes No

Permanent outbuildings:

None.

Mortgage Valuation Report

Construction

Walls Brick Stone Concrete Timber frame Other (specify in General Remarks)
Roof Tile Slate Asphalt Felt Other (specify in General Remarks)

Special Risks

Has the property suffered structural movement? Yes No

If Yes, is this recent or progressive? Yes No

Is there evidence, history, or reason to anticipate subsidence, heave, landslip or flood in the immediate vicinity? Yes No

If Yes to any of the above, provide details in General Remarks.

Service Connections

Based on visual inspection only. If any services appear to be non-mains, please comment on the type and location of the supply in General Remarks

Drainage Mains Private None Water Mains Private None
Electricity Mains Private None Gas Mains Private None
Central Heating Yes Partial None

Brief description of Central Heating and any non mains services:

Gas fired boiler to radiators.

Site

Apparent legal issues to be verified by the conveyancer. Please provide a brief description in General Remarks.

Rights of way Shared drives / access Garage or other amenities on separate site Shared service connections
 Ill-defined boundaries Agricultural land included with property Other (specify in General Remarks)

Location

Residential suburb Residential within town / city Mixed residential / commercial Shared service connections
 Commuter village Remote village Isolated rural property Other (specify in General Remarks)

Planning Issues

Has the property been extended / converted / altered? Yes No

If Yes provide details in General Remarks.

Roads

Made up road Unmade road Partly completed new road Pedestrian access only Adopted Unadopted

Mortgage Valuation Report

General Remarks

The subjects comprise of a detached bungalow, located within the semi rural area of Garelochhead where surrounding properties are of a mixed age and character. A limited range of local shopping and amenities can be found a short distance away. A more extensive range can be found within Helensburgh town centre which is approximately eight miles distant.

At the time of inspection, the property was found to be in a condition fairly typical for its age and type.

Externally, it should be appreciated the building is of an age and type where ongoing reactive maintenance will be required for it to remain in a fully wind and watertight condition. Some slipped and weathered roof slates were noted at some locations. General repairs would prove beneficial. The front and side extensions are mainly of a flat design and are overlaid with a zinc. It should be appreciated that this form of roof covering will have a limited life, require regular maintenance and that leaks can often develop unexpectedly. General repairs would prove beneficial to the chimney stack and to the main walls at some locations.

Evidence of previous structural movement was noted in the form of distortion to external elevations. On the basis of our single, limited inspection, the movement appears to be historic with no evidence of recent significant movement apparent.

Internally, the property was found to be in a reasonable state of repair. Some of the windows serving the property are of an age and type where ongoing reactive maintenance will be required for them to remain fully functional. Aspects of the electrical installation are of an older vintage and therefore it is recommended the system be checked and upgraded, if necessary, by a registered electrical contractor.

Some other items of disrepair were noted as requiring attention, however, these should be capable of remedy during the course of routine care and maintenance.

Due to fitted carpets and floor coverings no detailed inspection of floors was possible and accordingly no comment can be made on their condition.

OTHER ACCOMMODATION: Utility room and Conservatory.

ALTERATIONS: The property has been altered and extended at various in the past. It is assumed that all alterations, additions and/or extensions to the property have received all necessary Town Planning (Planning Permission) and Building Authority (Building Warrants and Completion Certificate) approvals and that documentation for such is available. This should be confirmed and all documentation obtained.

Essential Repairs

None.

Estimated cost of essential repairs

Retention recommended? Yes No

Retention amount

Comment on Mortgageability

In our opinion, the property forms suitable security for mortgage purposes, subject to the specific lending criteria of any mortgage provider.

Mortgage Valuation Report

Valuation


| | | |
|---|---|--------------------------------------|
| Market value in present condition | £ | <input type="text" value="275,000"/> |
| Market value on completion of essential repairs | £ | <input type="text"/> |
| Insurance reinstatement value | £ | <input type="text" value="350,000"/> |

(to include the cost of total rebuilding, site clearance, professional fees, ancillary charges plus VAT)

Is a reinspection necessary? Yes No

Declaration

| | |
|-----------------------------|--|
| Signed | <i>Elliot Brown</i> Electronically signed :- 26/04/2024 13:45 |
| Surveyor's name | Elliot Brown |
| Professional qualifications | BSc (Hons), MRICS |
| Company name | J & E Shepherd Chartered Surveyors |
| Address | First Floor, 130 High Street, Dumbarton, G82 1PQ |
| Telephone | 01389 731682 |
| Email Address | dumbarton@shepherd.co.uk |
| Date of Inspection | 19/04/2024 |



Energy Performance Certificate

Energy Performance Certificate (EPC)

Scotland

Dwellings

TREETOPS, GARELOCHHEAD, HELENSBURGH, G84 0EG

Dwelling type: Detached bungalow
Date of assessment: 19 April 2024
Date of certificate: 23 April 2024
Total floor area: 104 m²
Primary Energy Indicator: 346 kWh/m²/year

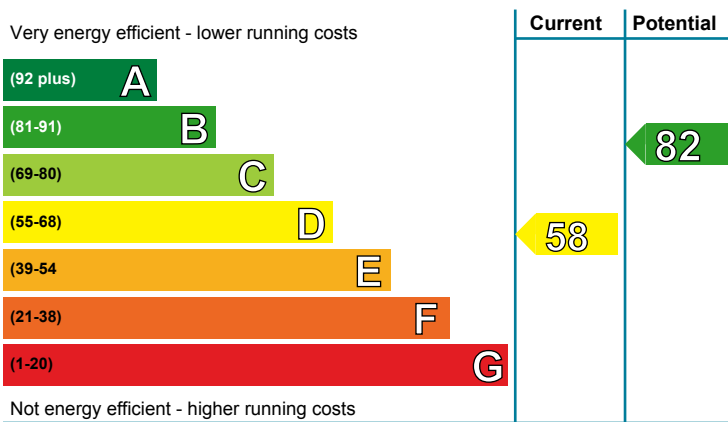
Reference number: 0190-2191-4140-2994-6901
Type of assessment: RdSAP, existing dwelling
Approved Organisation: Elmhurst
Main heating and fuel: Boiler and radiators, mains gas

You can use this document to:

- Compare current ratings of properties to see which are more energy efficient and environmentally friendly
- Find out how to save energy and money and also reduce CO₂ emissions by improving your home

| | | |
|--|---------------|--|
| Estimated energy costs for your home for 3 years* | £7,323 | See your recommendations report for more information |
| Over 3 years you could save* | £2,715 | |

* based upon the cost of energy for heating, hot water, lighting and ventilation, calculated using standard assumptions

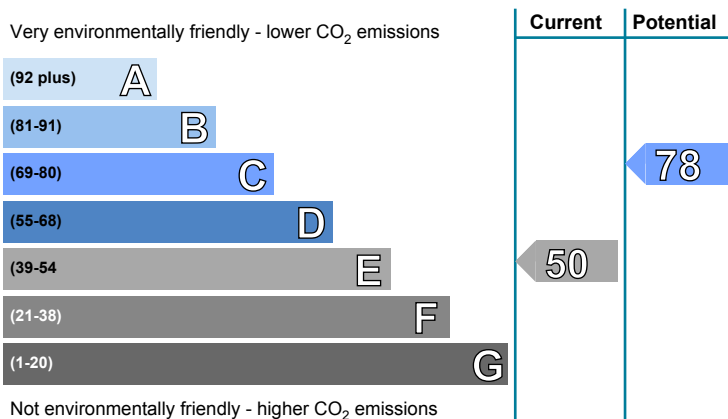


Energy Efficiency Rating

This graph shows the current efficiency of your home, taking into account both energy efficiency and fuel costs. The higher this rating, the lower your fuel bills are likely to be.

Your current rating is **band D (58)**. The average rating for EPCs in Scotland is **band D (61)**.

The potential rating shows the effect of undertaking all of the improvement measures listed within your recommendations report.



Environmental Impact (CO₂) Rating

This graph shows the effect of your home on the environment in terms of carbon dioxide (CO₂) emissions. The higher the rating, the less impact it has on the environment.

Your current rating is **band E (50)**. The average rating for EPCs in Scotland is **band D (59)**.

The potential rating shows the effect of undertaking all of the improvement measures listed within your recommendations report.

Top actions you can take to save money and make your home more efficient

| Recommended measures | Indicative cost | Typical savings over 3 years |
|---|------------------|------------------------------|
| 1 Flat roof or sloping ceiling insulation | £850 - £1,500 | £1200.00 |
| 2 Cavity wall insulation | £500 - £1,500 | £264.00 |
| 3 Internal or external wall insulation | £4,000 - £14,000 | £297.00 |

A full list of recommended improvement measures for your home, together with more information on potential cost and savings and advice to help you carry out improvements can be found in your recommendations report.

To find out more about the recommended measures and other actions you could take today to stop wasting energy and money, visit greenerscotland.org or contact Home Energy Scotland on 0808 808 2282.

THIS PAGE IS THE ENERGY PERFORMANCE CERTIFICATE WHICH MUST BE AFFIXED TO THE DWELLING AND NOT BE REMOVED UNLESS IT IS REPLACED WITH AN UPDATED CERTIFICATE

Summary of the energy performance related features of this home

This table sets out the results of the survey which lists the current energy-related features of this home. Each element is assessed by the national calculation methodology; 1 star = very poor (least efficient), 2 stars = poor, 3 stars = average, 4 stars = good and 5 stars = very good (most efficient). The assessment does not take into consideration the condition of an element and how well it is working. 'Assumed' means that the insulation could not be inspected and an assumption has been made in the methodology, based on age and type of construction.

| Element | Description | Energy Efficiency | Environmental |
|-----------------------|--|-------------------|---------------|
| Walls | Solid brick, as built, no insulation (assumed) | ★★☆☆☆ | ★★☆☆☆ |
| | Cavity wall, as built, no insulation (assumed) | ★★☆☆☆ | ★★☆☆☆ |
| | Cavity wall, as built, insulated (assumed) | ★★★★☆ | ★★★★☆ |
| Roof | Pitched, 75 mm loft insulation | ★★★★☆☆ | ★★★★☆☆ |
| | Flat, no insulation (assumed) | ★☆☆☆☆ | ★☆☆☆☆ |
| | Pitched, insulated (assumed) | ★★★★☆☆ | ★★★★☆☆ |
| Floor | Suspended, no insulation (assumed) | — | — |
| | Suspended, insulated (assumed) | — | — |
| Windows | Fully double glazed | ★★★★☆ | ★★★★☆ |
| Main heating | Boiler and radiators, mains gas | ★★★★☆ | ★★★★☆ |
| Main heating controls | Programmer, room thermostat and TRVs | ★★★★☆ | ★★★★☆ |
| Secondary heating | None | — | — |
| Hot water | From main system | ★★★★☆ | ★★★★☆ |
| Lighting | Low energy lighting in 42% of fixed outlets | ★★★☆☆ | ★★★☆☆ |

The energy efficiency rating of your home

Your Energy Efficiency Rating is calculated using the standard UK methodology, RdSAP. This calculates energy used for heating, hot water, lighting and ventilation and then applies fuel costs to that energy use to give an overall rating for your home. The rating is given on a scale of 1 to 100. Other than the cost of fuel for electrical appliances and for cooking, a building with a rating of 100 would cost almost nothing to run.

As we all use our homes in different ways, the energy rating is calculated using standard occupancy assumptions which may be different from the way you use it. The rating also uses national weather information to allow comparison between buildings in different parts of Scotland. However, to make information more relevant to your home, local weather data is used to calculate your energy use, CO₂ emissions, running costs and the savings possible from making improvements.


The impact of your home on the environment

One of the biggest contributors to global warming is carbon dioxide. The energy we use for heating, lighting and power in our homes produces over a quarter of the UK's carbon dioxide emissions. Different fuels produce different amounts of carbon dioxide for every kilowatt hour (kWh) of energy used. The Environmental Impact Rating of your home is calculated by applying these 'carbon factors' for the fuels you use to your overall energy use.

The calculated emissions for your home are 61 kg CO₂/m²/yr.

The average Scottish household produces about 6 tonnes of carbon dioxide every year. Based on this assessment, heating and lighting this home currently produces approximately 6.3 tonnes of carbon dioxide every year. Adopting recommendations in this report can reduce emissions and protect the environment. If you were to install all of these recommendations this could reduce emissions by 3.3 tonnes per year. You could reduce emissions even more by switching to renewable energy sources.




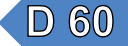

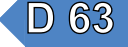

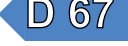

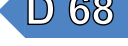




Estimated energy costs for this home

| | Current energy costs | Potential energy costs | Potential future savings |
|---------------|----------------------|------------------------|---|
| Heating | £6,069 over 3 years | £3,777 over 3 years |  |
| Hot water | £636 over 3 years | £441 over 3 years | |
| Lighting | £618 over 3 years | £390 over 3 years | |
| Totals | £7,323 | £4,608 | |

These figures show how much the average household would spend in this property for heating, lighting and hot water. This excludes energy use for running appliances such as TVs, computers and cookers, and the benefits of any electricity generated by this home (for example, from photovoltaic panels). The potential savings in energy costs show the effect of undertaking all of the recommended measures listed below.

Recommendations for improvement

The measures below will improve the energy and environmental performance of this dwelling. The performance ratings after improvements listed below are cumulative; that is, they assume the improvements have been installed in the order that they appear in the table. Further information about the recommended measures and other simple actions to take today to save money is available from the Home Energy Scotland hotline which can be contacted on 0808 808 2282. Before carrying out work, make sure that the appropriate permissions are obtained, where necessary. This may include permission from a landlord (if you are a tenant) or the need to get a Building Warrant for certain types of work.

| Recommended measures | Indicative cost | Typical saving per year | Rating after improvement | |
|---|------------------|-------------------------|---|---|
| | | | Energy | Environment |
| 1 Flat roof or sloping ceiling insulation | £850 - £1,500 | £400 |  |  |
| 2 Cavity wall insulation | £500 - £1,500 | £88 |  |  |
| 3 Internal or external wall insulation | £4,000 - £14,000 | £99 |  |  |
| 4 Floor insulation (suspended floor) | £800 - £1,200 | £187 |  |  |
| 5 Low energy lighting for all fixed outlets | £35 | £65 |  |  |
| 6 Solar water heating | £4,000 - £6,000 | £66 |  |  |
| 7 Solar photovoltaic panels, 2.5 kWp | £3,500 - £5,500 | £507 |  |  |

Alternative measures

There are alternative improvement measures which you could also consider for your home. It would be advisable to seek further advice and illustration of the benefits and costs of such measures.

- External insulation with cavity wall insulation

Choosing the right improvement package

For free and impartial advice on choosing suitable measures for your property, contact the Home Energy Scotland hotline on 0808 808 2282 or go to www.greenerscotland.org.

About the recommended measures to improve your home's performance rating

This section offers additional information and advice on the recommended improvement measures for your home

1 Flat roof or sloping ceiling insulation

Insulating a flat roof or sloping ceiling will significantly reduce heat loss through the roof; this will improve levels of comfort, reduce energy use and lower fuel bills. Insulation can be placed on top of the roof under the waterproof membrane and should particularly be considered when the waterproofing needs to be replaced. Further information about roof insulation and details of local contractors can be obtained from the National Insulation Association (www.nationalinsulationassociation.org.uk). Building regulations generally apply to this work so it is best to check with your local authority building standards department.

2 Cavity wall insulation

Cavity wall insulation, to fill the gap between the inner and outer layers of external walls with an insulating material, reduces heat loss; this will improve levels of comfort, reduce energy use and lower fuel bills. The insulation material is pumped into the gap through small holes that are drilled into the outer walls, and the holes are made good afterwards. As specialist machinery is used to fill the cavity, a professional installation company should carry out this work, and they should carry out a thorough survey before commencing work to ensure that this type of insulation is suitable for this home and its exposure. They should also provide a guarantee for the work and handle any building standards issues. Further information about cavity wall insulation and details of local installers can be obtained from the National Insulation Association (www.nationalinsulationassociation.org.uk).

3 Internal or external wall insulation

Internal or external wall insulation involves adding a layer of insulation to either the inside or the outside surface of the external walls, which reduces heat loss and lowers fuel bills. As it is more expensive than cavity wall insulation it is only recommended for walls without a cavity, or where for technical reasons a cavity cannot be filled. Internal insulation, known as dry-lining, is where a layer of insulation is fixed to the inside surface of external walls; this type of insulation is best applied when rooms require redecorating. External solid wall insulation is the application of an insulant and a weather-protective finish to the outside of the wall. This may improve the look of the home, particularly where existing brickwork or rendering is poor, and will provide long-lasting weather protection. Further information can be obtained from the National Insulation Association (www.nationalinsulationassociation.org.uk). It should be noted that a building warrant is required for the installation of external wall insulation. Planning permission may also be required and that building regulations apply to external insulation so it is best to check with your local authority on both issues.

4 Floor insulation (suspended floor)

Insulation of a floor will significantly reduce heat loss; this will improve levels of comfort, reduce energy use and lower fuel bills. Suspended floors can often be insulated from below but must have adequate ventilation to prevent dampness; seek advice about this if unsure. Further information about floor insulation is available from many sources including www.energysavingtrust.org.uk/scotland/Insulation/Floor-insulation. Building regulations generally apply to this work so it is best to check with your local authority building standards department.

5 Low energy lighting

Replacement of traditional light bulbs with energy saving bulbs will reduce lighting costs over the lifetime of the bulb, and they last many times longer than ordinary light bulbs. Low energy lamps and fittings are now commonplace and readily available. Information on energy efficiency lighting can be found from a wide range of organisations, including the Energy Saving Trust (<http://www.energysavingtrust.org.uk/home-energy-efficiency/lighting>).

6 Solar water heating

A solar water heating panel, usually fixed to the roof, uses the sun to pre-heat the hot water supply. This can significantly reduce the demand on the heating system to provide hot water and hence save fuel and money. Planning permission might be required, building regulations generally apply to this work and a building warrant may be required, so it is best to check these with your local authority. You could be eligible for Renewable Heat Incentive payments which could appreciably increase the savings beyond those shown on your EPC, provided that both the product and the installer are certified by the Microgeneration Certification Scheme (or equivalent). Details of local MCS installers are available at www.microgenerationcertification.org.

7 Solar photovoltaic (PV) panels

A solar PV system is one which converts light directly into electricity via panels placed on the roof with no waste and no emissions. This electricity is used throughout the home in the same way as the electricity purchased from an energy supplier. Planning permission might be required, building regulations generally apply to this work and a building warrant may be required, so it is best to check with your local authority. The assessment does not include the effect of any Feed-in Tariff which could appreciably increase the savings that are shown on this EPC for solar photovoltaic panels, provided that both the product and the installer are certified by the Microgeneration Certification Scheme (or equivalent). Details of local MCS installers are available at www.microgenerationcertification.org.

Low and zero carbon energy sources

Low and zero carbon (LZC) energy sources are sources of energy that release either very little or no carbon dioxide into the atmosphere when they are used. Installing these sources may help reduce energy bills as well as cutting carbon.

LZC energy sources present: There are none provided for this home

Your home's heat demand

In this section, you can see how much energy you might need to heat your home and provide hot water. These are estimates showing how an average household uses energy. These estimates may not reflect your actual energy use, which could be higher or lower. You might spend more money on heating and hot water if your house is less energy efficient. The table below shows the potential benefit of having your loft and walls insulated. Visit <https://energysavingtrust.org.uk/energy-at-home> for more information.

| Heat demand | Existing dwelling | Impact of loft insulation | Impact of cavity wall insulation | Impact of solid wall insulation |
|------------------------------|-------------------|---------------------------|----------------------------------|---------------------------------|
| Space heating (kWh per year) | 20,604 | (573) | (910) | (1,016) |
| Water heating (kWh per year) | 2,250 | | | |

Addendum

About this document

This Recommendations Report and the accompanying Energy Performance Certificate are valid for a maximum of ten years. These documents cease to be valid where superseded by a more recent assessment of the same building carried out by a member of an Approved Organisation.

The Energy Performance Certificate and this Recommendations Report for this building were produced following an energy assessment undertaken by an assessor accredited by Elmhurst (www.elmhurstenergy.co.uk), an Approved Organisation Appointed by Scottish Ministers. The certificate has been produced under the Energy Performance of Buildings (Scotland) Regulations 2008 from data lodged to the Scottish EPC register. You can verify the validity of this document by visiting www.scottishepcregister.org.uk and entering the report reference number (RRN) printed at the top of this page.

| | |
|-----------------------------|--|
| Assessor's name: | Mr. Elliot Brown |
| Assessor membership number: | EES/015800 |
| Company name/trading name: | J & E Shepherd |
| Address: | 13 Albert Square Dundee DD1 1XA |
| Phone number: | 01382 200454 |
| Email address: | dundee@shepherd.co.uk |
| Related party disclosure: | No related party |

If you have any concerns regarding the content of this report or the service provided by your assessor you should in the first instance raise these matters with your assessor and with the Approved Organisation to which they belong. All Approved Organisations are required to publish their complaints and disciplinary procedures and details can be found online at the web address given above.

Use of this energy performance information

Once lodged by your EPC assessor, this Energy Performance Certificate and Recommendations Report are available to view online at www.scottishepcregister.org.uk, with the facility to search for any single record by entering the property address. This gives everyone access to any current, valid EPC except where a property has a Green Deal Plan, in which case the report reference number (RRN) must first be provided. The energy performance data in these documents, together with other building information gathered during the assessment is held on the Scottish EPC Register and is available to authorised recipients, including organisations delivering energy efficiency and carbon reduction initiatives on behalf of the Scottish and UK governments. A range of data from all assessments undertaken in Scotland is also published periodically by the Scottish Government. Further information on these matters and on Energy Performance Certificates in general, can be found at www.gov.scot/epc.


Advice and support to improve this property

There is support available, which could help you carry out some of the improvements recommended for this property on page 3 and stop wasting energy and money. For more information, visit [greener-scotland.org](https://www.greener-scotland.org) or contact Home Energy Scotland on 0808 808 2282.

Home Energy Scotland's independent and expert advisors can offer free and impartial advice on all aspects of energy efficiency, renewable energy and more.

HOMEENERGYSCOTLAND.ORG
0808 808 2282
FUNDED BY THE SCOTTISH GOVERNMENT





Property Questionnaire

property questionnaire

| | |
|--|--|
| Property address | Treetops Main Street Garelochhead Helensburgh G84 0EG |
| Seller(s) | Mr Jim Chapman and Mrs Lisa Chapman |
| Completion date of property questionnaire | 16/04/2024 |

property questionnaire

Note for sellers

- Please complete this form carefully. It is important that your answers are correct.
- The information in your answers will help ensure that the sale of your house goes smoothly. Please answer each question with as much detailed information as you can.
- If anything changes after you fill in this questionnaire but before the date of entry for the sale of your house, tell your solicitor or estate agent immediately.

Information to be given to prospective buyer(s)

| | |
|----|--|
| 1. | Length of ownership |
| | How long have you owned the property? 18 |
| 2. | Council tax |
| | Which Council Tax band is your property in? C |
| 3. | Parking |
| | <p>What are the arrangements for parking at your property? (Please tick all that apply)</p> <ul style="list-style-type: none">• Garage <input type="checkbox"/> No• Allocated parking space <input type="checkbox"/> No• Driveway <input type="checkbox"/> Yes• Shared parking <input type="checkbox"/> Yes• On street <input type="checkbox"/> Yes• Resident permit <input type="checkbox"/> No• Metered Parking <input type="checkbox"/> No• Other (please specify): <input type="text"/> |
| 4. | Conservation area |
| | Is your property in a designated Conservation Area (that is an area of special architectural or historical interest, the character or appearance of which it is desirable to preserve or enhance)? No |

property questionnaire

| | | |
|-----------|--|------------|
| 5. | Listed buildings | |
| | Is your property a Listed Building, or contained within one (that is a building recognised and approved as being of special architectural or historical interest)? | No |
| 6. | Alterations/additions/extensions | |
| a. | <p>(i) During your time in the property, have you carried out any structural alterations, additions or extensions (for example, provision of an extra bath/shower room, toilet, or bedroom)?</p> <p><u>If you have answered yes</u>, please describe below the changes which you have made:</p> <p>Removed partition wall between kitchen and dining area. Changed roofing material from felt roof to zinc above porch/office and bedrooms of all of the extended parts of the property. Replaced floor in kitchen. Replaced toilet and sinks in bathrooms.</p> | Yes |
| | <p>(ii) Did you obtain planning permission, building warrant, completion certificate and other consents for this work?</p> <p><u>If you have answered yes</u>, the relevant documents will be needed by the purchaser and you should give them to your solicitor as soon as possible for checking.</p> <p>If you do not have the documents yourself, please note below who has these documents and your solicitor or estate agent will arrange to obtain them:</p> | No |
| b. | <p>Have you had replacement windows, doors, patio doors or double glazing installed in your property?</p> <p><u>If you have answered yes</u>, please answer the three questions below:</p> | Yes |
| | (i) Were the replacements the same shape and type as the ones you replaced? | Yes |
| | (ii) Did this work involve any changes to the window or door openings? | No |
| | <p>(iii) Please describe the changes made to the windows doors, or patio doors (with approximate dates when the work was completed):</p> <p>Please give any guarantees which you received for this work to your solicitor or estate agent.</p> <p>Replaced all windows and doors with new double-glazed (bar two windows in back bedroom that were already double-glazed) . Replaced wooden conservatory with double-glazed upc conservatory.</p> | |
| 7. | Central heating | |
| a. | Is there a central heating system in your property? | Yes |

property questionnaire

| | <p>(Note: a partial central heating system is one which does not heat all the main rooms of the property — the main living room, the bedroom(s), the hall and the bathroom).</p> <p><u>If you have answered yes or partial</u> – what kind of central heating is there? (Examples: gas-fired, solid fuel, electric storage heating, gas warm air).</p> <p>Mains gas combi-boiler</p> <p><u>If you have answered yes</u>, please answer the three questions below:</p> | | | | | | | | |
|-----------------------------|--|----------|------------|----------|-----------|----------|-----------------------------|-----|---------|
| | <p>i) When was your central heating system or partial central heating system installed?</p> <p>2018</p> | | | | | | | | |
| | <p>(ii) Do you have a maintenance contract for the central heating system?</p> <p><u>If you have answered yes</u>, please give details of the company with which you have a maintenance contract:</p> | | No | | | | | | |
| | <p>(iii) When was your maintenance agreement last renewed? (Please provide the month and year).</p> | | | | | | | | |
| 8. | Energy Performance Certificate | | | | | | | | |
| | <p>Does your property have an Energy Performance Certificate which is less than 10 years old?</p> | | Yes | | | | | | |
| 9. | Issues that may have affected your property | | | | | | | | |
| a. | <p>Has there been any storm, flood, fire or other structural damage to the property while you have owned it?</p> <p><u>If you have answered yes</u>, is the damage the subject of any outstanding insurance claim?</p> | | No | | | | | | |
| b. | <p>Are you aware of the existence of asbestos in your property?</p> <p><u>If you have answered yes</u>, please give details:</p> <p>The extension at the front of the house (master bedroom area) enclosed an earlier structure that incorporated Chrysotile in the construction of the exterior wall .</p> | | Yes | | | | | | |
| 10. | Services | | | | | | | | |
| a. | <p>Please tick which services are connected to your property and give details of the supplier:</p> <table border="1"> <thead> <tr> <th>Services</th> <th>Connected</th> <th>Supplier</th> </tr> </thead> <tbody> <tr> <td>Gas or liquid petroleum gas</td> <td>Yes</td> <td>Octopus</td> </tr> </tbody> </table> | | | Services | Connected | Supplier | Gas or liquid petroleum gas | Yes | Octopus |
| Services | Connected | Supplier | | | | | | | |
| Gas or liquid petroleum gas | Yes | Octopus | | | | | | | |

property questionnaire

| | | | |
|-----|---|-----|----------------|
| | Water mains or private water supply | Yes | Scottish Water |
| | Electricity | Yes | Octopus |
| | Mains drainage | No | |
| | Telephone | Yes | BT? |
| | Cable TV or satellite | No | |
| | Broadband | Yes | BT? |
| b. | Is there a septic tank system at your property? | | Yes |
| | <u>If you have answered yes</u> , please answer the two questions below: | | |
| | (i) Do you have appropriate consents for the discharge from your septic tank? | | Don't know |
| | (ii) Do you have a maintenance contract for your septic tank? | | No |
| | <u>If have answered yes</u> , details of the company with which you have a maintenance contract: | | |
| 11. | Responsibilities for shared or common areas | | |
| a. | Are you aware of any responsibility to contribute to the cost of anything used jointly, such as the repair of a shared drive, private road, boundary, or garden area? | | No |
| | <u>If you have answered yes</u> , please give details: | | |
| b. | Is there a responsibility to contribute to repair and maintenance of the roof, common stairwell or other common areas? | | No |
| | <u>If you have answered yes</u> , please give details: | | |
| c. | Has there been any major repair or replacement of any part of the roof during the time you have owned the property? | | Yes |
| d. | Do you have the right to walk over any of your neighbours' property — for example to put out your rubbish bin or to maintain your boundaries? | | Yes |
| | <u>If you have answered yes</u> , please give details: | | |
| | There is a right of servitude over an area of land on the driveway which has no known owner. | | |
| e. | As far as you are aware, do any of your neighbours have the right to | | No |

property questionnaire

| | | |
|-----|---|-----|
| | <p>walk over your property, for example to put out their rubbish bin or to maintain their boundaries?</p> <p><u>If you have answered yes</u>, please give details:</p> | |
| f. | <p>As far as you are aware, is there a public right of way across any part of your property? (public right of way is a way over which the public has a right to pass, whether or not the land is privately-owned.)</p> <p><u>If you have answered yes</u>, please give details:</p> | No |
| 12. | Charges associated with the property | |
| a. | <p>Is there a factor or property manager for your property?</p> <p><u>If you have answered yes</u>, please provide the name and address, and give details of any deposit held and approximate charges:</p> | No |
| b. | <p>Is there a common buildings insurance policy?</p> <p><u>If you have answered yes</u>, is the cost of the insurance included in monthly/annual factor's charges?</p> | No |
| c. | <p>Please give details of any other charges you have to pay on a regular basis for the upkeep of common areas or repair works, for example to a residents' association, or maintenance or stair fund.</p> | |
| 13. | Specialist work | |
| a. | <p>As far as you are aware, has treatment of dry rot, wet rot, damp or any other specialist work ever been carried out to your property?</p> <p><u>If you have answered yes</u>, please say what the repairs were for, whether you carried out the repairs (and when) or if they were done before you bought the property.</p> <p>Timbers were treated for woodworm - J. A Osborne provided 30 year guarantee. Many timbers were simply replaced.</p> | Yes |
| b. | <p>As far as you are aware, has any preventative work for dry rot, wet rot, or damp ever been carried out to your property?</p> <p><u>If you have answered yes</u>, please give details:</p> <p>Solum beneath the kitchen and lounge was sealed in 2006.</p> | Yes |
| c. | <p><u>If you have answered yes</u> to 13(a) or (b), do you have any guarantees relating to this work?</p> <p><u>If you have answered yes</u>, these guarantees will be needed by the purchaser and should be given to your solicitor as soon as possible for checking. If you do not have them yourself <u>please write below who has these documents</u> and your solicitor or estate agent will arrange for them to be obtained. You will also need to provide a description of the</p> | Yes |

property questionnaire

| | | |
|-----|---|------------|
| | work carried out. This may be shown in the original estimate. Guarantees are held by: J. A Osborne | |
| 14. | Guarantees | |
| a. | Are there any guarantees or warranties for any of the following? | |
| | (i) Electrical work | Don't know |
| | (ii) Roofing | No |
| | (iii) Central heating | No |
| | (iv) National House Building Council (NHBC) | No |
| | (v) Damp course | No |
| | (vi) Any other work installations? (for example, cavity wall installation, underpinning, indemnity policy) | No |
| b. | <u>If you have answered 'yes' or 'with title deeds'</u> , please give details of the work or installations to which the guarantee(s) relate(s): | |
| c. | Are there any outstanding claims under any of the guarantees listed above? <u>If you have answered yes</u> , please give details: | No |
| 15. | Boundaries | |
| | So far as you are aware, has any boundary of your property been moved in the last 10 years? <u>If you have answered yes</u> , please give details: | No |
| 16. | Notices that affect your property | |
| | In the past three years have you ever received a notice: | |
| a. | advising that the owner of a neighbouring property has made a planning application? | No |
| b. | that affects your property in some other way? | No |
| c. | that requires you to do any maintenance, repairs or improvements to your property? | No |
| | <u>If you have answered yes to any of a–c above</u> , please give the notices to your solicitor or estate agent, including any notices which arrive at any time before the date of entry of the purchaser of your property. | |



Declaration by the seller(s)/or other authorised body or person(s)

I/We confirm that the information in this form is true and correct to the best of my/our knowledge and belief

property questionnaire

Name(s): Lisa and Jim Chapman

Date: 16/04/2024



Residential

Home Report
Mortgage & Re-Mortgage Valuation
Home & Flat Buyer Report
Energy Performance Certificate (EPC)
Private Sale Valuation
Inheritance Tax Valuation
Capital Gains Tax Valuation
Separation Valuation
Driveby Valuation
Desktop Valuation
New Build, Development & Plot Valuation
Extension & Alteration Valuation
Portfolio Valuation
Rental Valuation
Expert Witness Report
Council Tax Appeal
Bespoke Condition Report

Commercial

Commercial Valuation
Commercial Agency
Acquisitions & Disposals
Commercial Lease Advisory
Rent Reviews
Asset Management
Project Consultancy
Development Appraisals
Rating
Commercial Property Auctions
Property Management
Professional Services
Licensed Trade / Leisure

Property & Construction

Quantity Surveying
Building Surveying
Project Management
Dispute Resolution Support Services
Principal Designer
Clerk of Works
Commercial EPC
Fire Engineering
Health & Safety Management
Employer's Agent
Energy Department
Housing Services
Development Monitoring
Mediation Services

Aberdeen
▲▲ 01224 202800

Ayr
▲ 01292 267987

Coatbridge
▲ 01236 436561

Cumbernauld
▲ 01236 780000

Dalkeith
▲ 0131 663 2780

Dumbarton
▲ 01389 731682

Dumfries
▲▲ 01387 264333

Dundee
▲ 01382 200454
▲ 01382 220699

Dunfermline
▲ 01383 722337
▲ 01383 731841

East Kilbride
▲ 01355 248535

Edinburgh
▲ 0131 2251234
▲ 0131 557 9300

Elgin
▲ 01343 553939

Falkirk
▲ 01324 635 999

Fraserburgh
▲ 01346 517456

Galashiels
▲ 01896 750150

Glasgow
▲▲ 0141 331 2807

Glasgow South
▲ 0141 649 8020

Glasgow West End
▲ 0141 353 2080

Greenock
▲ 01475 730717

Hamilton
▲ 01698 897548

Inverness
▲▲ 01463 712239

Kilmarnock
▲ 01563 520318

Kirkcaldy
▲ 01592 205442

Livingston
▲ 01506 416777

Montrose
▲ 01674 676768

Motherwell
▲ 01698 252229

Musselburgh
▲ 0131 653 3456

Oban
▲ 01631 707 800

Paisley
▲ 0141 889 8334

Perth
▲ 01738 638188
▲ 01738 631631

Peterhead
▲ 01779 470766

St Andrews
▲ 01334 477773
▲ 01334 476469

Saltcoats
▲ 01294 464228

Stirling
▲ 01786 450438
▲ 01786 474476